

JEFFERSON JAMMERS™

COUNTRY MUSIC JAM, DANCE & SOCIAL



Journey Guide for Country Guitar



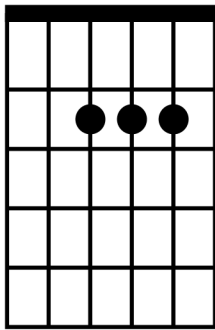


ACOUSTIC
LESSONS IN THE ROUND
it's your journey. sm

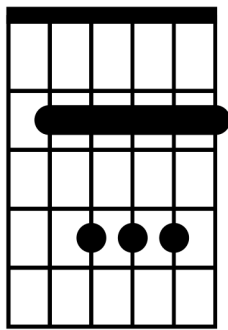


Major Chords

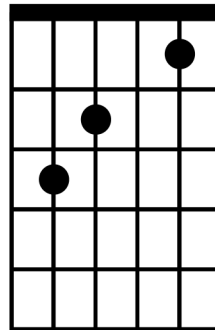
A



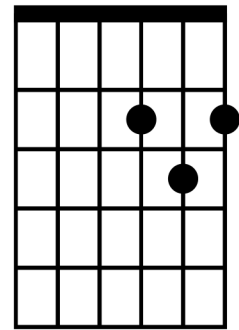
B



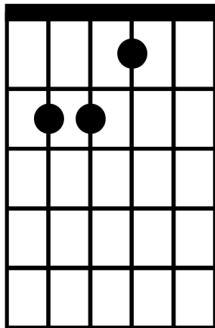
C



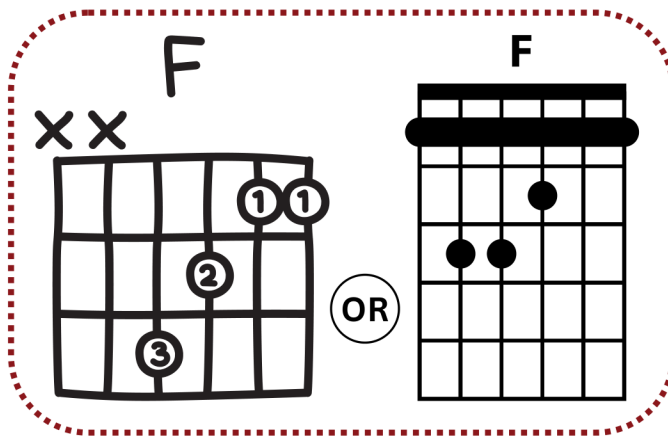
D



E

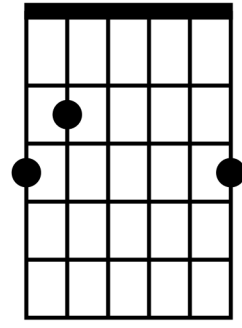


F



F

G





ACOUSTIC
LESSONS IN THE ROUND
it's your journey.sm



Major 7th Chords

A7 **B7** **C7** **D7**

E7 **F7** **G7**

Est. 2002



ACOUSTIC

LESSONS IN THE ROUND

it's your journey. sm

Est. 2002



ACOUSTIC

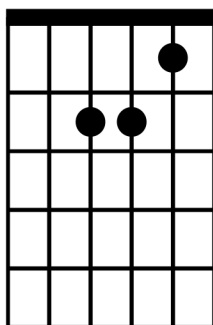
LESSONS IN THE ROUND

CHORDS

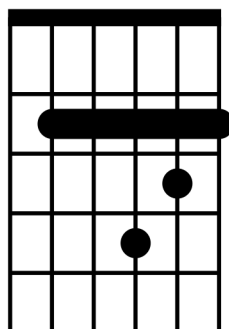
1

Minor Chords

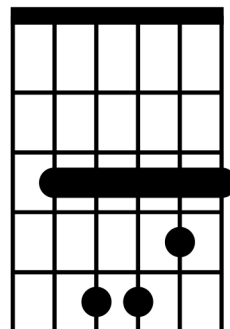
Am



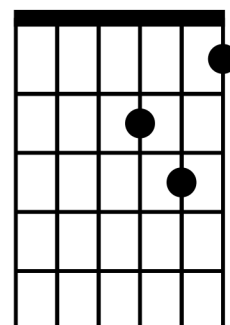
Bm



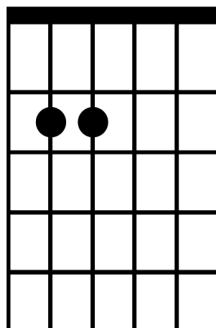
Cm



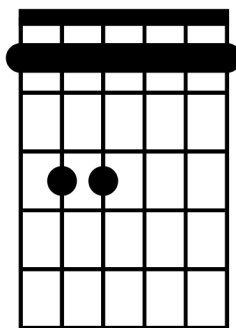
Dm



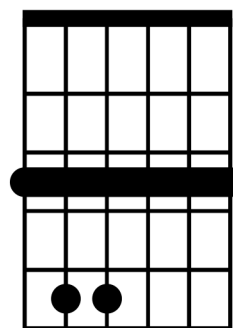
Em



Fm



Gm





ACOUSTIC
LESSONS IN THE ROUND
it's your journey.™



Practice Songs

Amarillo

Part 1: D, F#m, G, D -- D, F#m, G, A

Part 2: G, A, D F#m, G -- D, F#m, G A, D

Turnaround: D, F#m, G, A

4 Beats per Chord = Ch,
2 Beats per Chord = , Ch Ch,
Separates Phrases = --

Country Road

Verse: G, Em, D, C G

Chorus: G, D, Em, C -- G, D, C D, G

Let the Circle Be Unbroken

Whole Song: G, G, C, G -- G, G, G D, G

Let The Cowboy Dance

Whole Song: C, G, G, C

Mama Tried

Verse: D G, D G, D, A -- D G, D G, D A, D

Chorus: D, G D, Bm, A -- D, G D, D A, D

Wagon Wheel

Whole Song: A, E, F#m, D -- A, E, D, D

Est. 2002



ACOUSTIC

LESSONS IN THE ROUND

it's your journey.™

Est. 2002



ACOUSTIC

LESSONS IN THE ROUND

CHORDS

1

How to Practice

Slow is smooth. Smooth is fast.

1. **Start with a tempo that is slow enough for you NOT to make ANY mistakes.**
2. Play through your exercise 3 times.
3. **Increase your tempo by 10bpm.**
4. Repeat steps 2 & 3 until you are playing at the tempo you desire **WITHOUT** any mistakes.

If you make mistakes, drop your tempo back down by 10 beats per minute until you once again find that tempo where you don't make any mistakes.

You can find free metronome apps for your phone, or purchase one.





ACOUSTIC
LESSONS IN THE ROUND
it's your journey.™



Standard 4/4 Patterns (1-2-3-4)

Pat **1** **2** **3** **4**

#1

1
—

#2

1 e & a
● ● ● ●

2 e & a
● ● ● ●

3 e & a
● ● ● ●

4 e & a
● ● ● ●

#3

1 & a
— ● ●

2 & a
— ● ●

3 & a
— ● ●

4 & a
— ● ●

#4

1 & a
— ● ●

2 e & a
● ● ● ●

3 e & a
— ● ●

4 e & a
● ● ● ●

#5

1 & a
— ● ●

2 & a
— ● ●

3 e & a
● ● ● ●

4 e & a
● ● ● ●

#6

1 & a
— ● ●

2 e & a
— —

3 & a
— ● ●

4 e & a
— —

Waltz 3/4 Pattern (1-2-3)

#7

1
—

2
●

3
●



ACOUSTIC
LESSONS IN THE ROUND
it's your journey.sm



Nashville Number System

Common to Most Country Songs

1	2	3	4	5	6	7
A	B	C[#]	D	E	F[#]	G[#]
B	C[#]	D[#]	E	F[#]	G[#]	A[#]
C	D	E	F	G	A	B
D	E	F[#]	G	A	B	C[#]
E	F[#]	G[#]	A	B	C[#]	D[#]
F	G	A	B^b	C	D	E
G	A	B	C	D	E	F[#]
	Major			Minor		



ACOUSTIC
LESSONS IN THE ROUND
it's your journey.sm



Song Patterns

Amarillo

Part 1: 1, 3, 4, 1 -- 1, 3, 4, 5

Part 2: 4, 5, 1 3, 4 -- 1, 3, 4 5, 1 -- 1, 3, 4, 5

4 Beats per Chord = Ch,
2 Beats per Chord = , Ch Ch,
Separates Phrases = --

Country Road

Verse: 1, 6, 5, 4 1

Chorus: 1, 5, 6, 4 -- 1, 5, 4 5, 1

Let the Circle Be Unbroken

Whole Song: 1, 1, 4, 1 -- 1, 1, 1 5, 1

Let The Cowboy Dance

Whole Song: 4, 1, 1, 4

Mama Tried

Verse: 1 4, 1 4, 1, 5 -- 1 4, 1 4, 1 5, 1

Chorus: 1, 4 1, 6, 5 -- 1, 4 1, 1 5, 1

Wagon Wheel

Whole Song: 1, 5, 6, 4 -- 1, 5, 4, 4



Notes

Diagrams





Notes

Diagrams





Notes

Diagrams





Notes

Diagrams





Notes

Diagrams

